



# Acceptable

$\frac{3}{8}$  MAX → ←



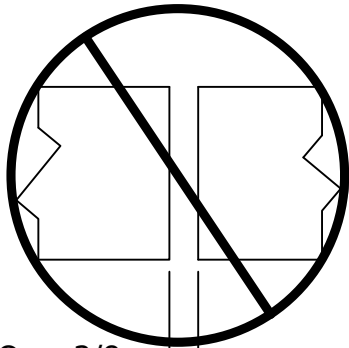
Pipe ends square.  
Pipes aligned



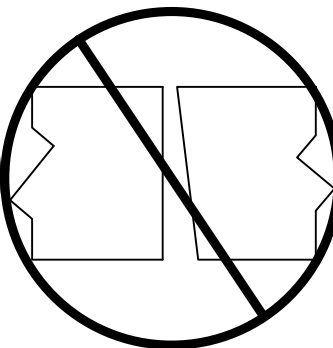
Pipe ends round

# All In 1 Coupler Installation

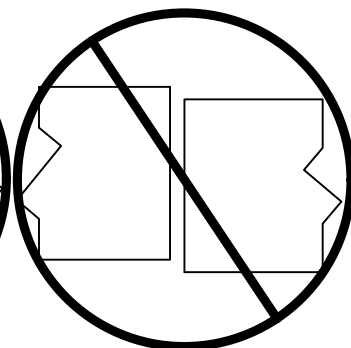
## Unacceptable



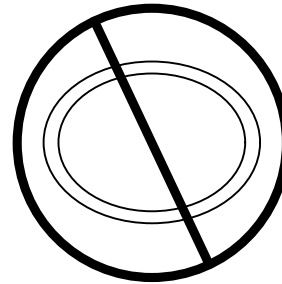
Over  $\frac{3}{8}$  → ←  
Gap too large



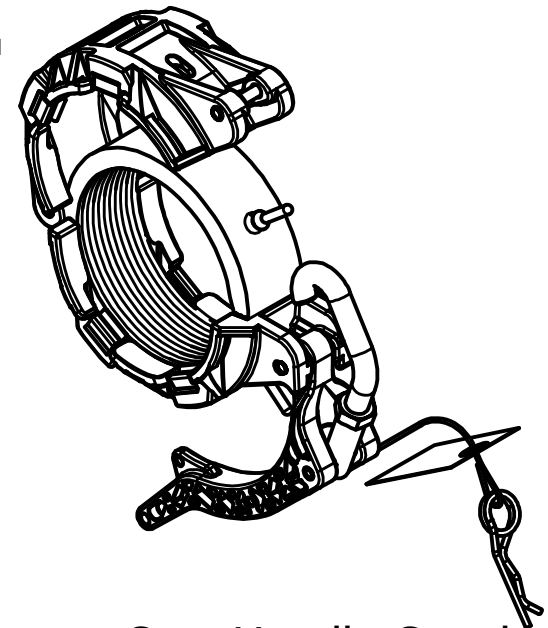
Pipe ends not square



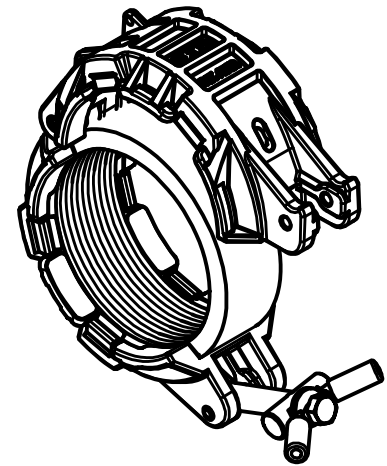
Pipes misaligned



Pipe ends egg Shaped



Cam Handle Coupler



Tee Handle Coupler

1. Gap Between pipes must be less than  $\frac{3}{8}$ ".
2. Make sure Gasket is centered over pipe joint.
3. Install Coupler on pipe making sure Coupler is tight on pipe.
4. **Pressure test bottom line every time after couplers have been removed.**
5. **At any sign of leak tighten coupler and retest bottom line.**
6. Rear unload line must be supported with pipe hangers.